

CONTENTS

Preface	03
Cardio Equipment	04
S2 Series	06
Treadmills	11
Commercial Use Treadmill	12
Home Use Treadmill	14
Spinning Bike	20
Strength Equipment	26
68 Series	26
88、78 Series– New	42
69、89 Series	52
58 Series	60



Dear friends

As a leading fitness equipment brand in China, SHUHUA specialises in developing and creating scientific fitness solutions for its clients, helping people to reach health goals wholeheartedly. For more than 24 years, SHUHUA has been sticking to the mission of letting easy exercise blend into everyone's life, and thus is distinguished from others in fitness industry.

Till now, it has reached cooperation with Beijing Sport University, Shanghai Sport University and multiple experts from fitness and medical fields, offering supports and tests to various fitness machines, and making sure that the top level of ergonomics and biomechanics are applied. Besides, SHUHUA engineers and design teams spend thousands of working hours in developing new products that are professional, safe, easy to use and humanized, which can meet exercise demands of different fitness levels, from beginners to professional athletes covering all ages, sexes and places.

SHUHUA has been devoted to providing professional solutions and reliable after-sales networks, giving people access to health in fitness center, hotel, school, home, office, hospital and community center.

SHUHUA is strongly convinced that everyone has access to health, that government can cut down its expenses on public health, enterprises can enhance team work and production, and all people can improve their health. Shuhua is adhering to continuous innovations, sticking to intelligent and scientific fitness solutions, and advocating easy way of fitness, and it will do so in the future for a better society.



- | | | | | |
|-----------------------------|----------------------------|---------------------------------|--------------------------------|--------------------------|
| Архангельск (8182)63-90-72 | Иваново (4932)77-34-06 | Магнитогорск (3519)55-03-13 | Пермь (342)205-81-47 | Сургут (3462)77-98-35 |
| Астана (7172)727-132 | Ижевск (3412)26-03-58 | Москва (495)268-04-70 | Ростов-на-Дону (863)308-18-15 | Тверь (4822)63-31-35 |
| Астрахань (8512)99-46-04 | Иркутск (395)279-98-46 | Мурманск (8152)59-64-93 | Рязань (4912)46-61-64 | Томск (3822)98-41-53 |
| Барнаул (3852)73-04-60 | Казань (843)206-01-48 | Набережные Челны (8552)20-53-41 | Самара (846)206-03-16 | Тула (4872)74-02-29 |
| Белгород (4722)40-23-64 | Калининград (4012)72-03-81 | Нижний Новгород (831)429-08-12 | Санкт-Петербург (812)309-46-40 | Тюмень (3452)66-21-18 |
| Брянск (4832)59-03-52 | Калуга (4842)92-23-67 | Новокузнецк (3843)20-46-81 | Саратов (845)249-38-78 | Ульяновск (8422)24-23-59 |
| Владивосток (423)249-28-31 | Кемерово (3842)65-04-62 | Новосибирск (383)227-86-73 | Севастополь (8692)22-31-93 | Уфа (347)229-48-12 |
| Волгоград (844)278-03-48 | Киров (8332)68-02-04 | Омск (3812)21-46-40 | Симферополь (3652)67-13-56 | Хабаровск (4212)92-98-04 |
| Вологда (8172)26-41-59 | Краснодар (861)203-40-90 | Орел (4862)44-53-42 | Смоленск (4812)29-41-54 | Челябинск (351)202-03-61 |
| Воронеж (473)204-51-73 | Красноярск (391)204-63-61 | Оренбург (3532)37-68-04 | Сочи (862)225-72-31 | Череповец (8202)49-02-64 |
| Екатеринбург (343)384-55-89 | Курск (4712)77-13-04 | Пенза (8412)22-31-16 | Ставрополь (8652)20-65-13 | Ярославль (4852)69-52-93 |
| | Липецк (4742)52-20-81 | | | |

Киргизия (996)312-96-26-47 Казахстан (772)734-952-31 Таджикистан (992)427-82-92-69

<http://shua.nt-rt.ru> || sah@nt-rt.ru




Commercial Fitness Solutions.

Professional Control, Fully Customizable


From project investment analysis to decoration design until operation management, Shuhua provides professional and scientific solutions to your gym, meets all your needs.

SH-T9100T

Commercial use treadmill



- Multi-brace shock absorbers for whole-deck.



- Infrared Auto-Induction
- Safety Detection
- Red-Blue-Green lights show running state.



- Ergonomics interface
- New angle strengthens the visual experience from people at different heights, and helps user keep the right posture.
- Handle adjust speed and inclination



- Built-in Siemens Sinamics V20 inverter
- As a driving belt, adjust the speed of key equipment, SINAMICS V20 can effectively guarantee the stability of the treadmill belt speed, eliminate the frustration during running and improve running comfort.



- Optional ultra high-definition touch screen
- 32-inch high-definition smart touch screen, support multiple login methods, rich content



- Maintenance free running belt
- Pre-waxed running deck, free of lubrication, optional use of either side.
- Neat appearance without screws exposed.



SH-T9100

Commercial use treadmill

Technical parameters

Continuous horse-power	AC 3.0HP
Peak horse-power	AC 6.0HP
Speed	0.8-25KM/H
Incline	-2-18%
Screen	LED display
Display	speed,incline,time,distance,calorie,heart rate,step,bluetooth
Heart rate	Hand pulse rate
Maximum user's weight	181kg
Walking area	580*1570mm
Dimension	L2220*W985*H1485mm
N.W./ G.W.	205kg / 245kg



SH-B9100R

Recumbent exercise bike

Technical parameters

Screen	LED Keyboard
Power	Self-Generator
Resistance	Electromagnetic control 40 levels
Main frame	80*40*3.0T
Flywheel	14kg
Maximum user's weight	180kg
N.W/ G.W	115kg / 125kg
Dimension	L1665*W607*H1400mm



SH-B9100U

Upright exercise bike

Technical parameters

Screen	LED Keyboard
Power	Self-Generator
Resistance	Electromagnetic control 40 levels
Main frame	80*40*3.0T
Flywheel	14kg
Maximum user's weight	180kg
N.W/ G.W	88kg / 98kg
Dimension	L1123*W675*H1506mm




SH-B9100E

Elliptical

Technical parameters

Screen	LED Keyboard
Power	Self-Generator
Resistance	Electromagnetic control 40 levels
Main frame	80*40*3.0T
Flywheel	14kg
Maximum user's weight	180kg
N.W/ G.W	188kg / 245kg
Dimension	L1665*W607*H1400mm



SH-R8800

Rowing machine

Technical parameters

power rate	Self generated(LED)200W
resistance range	20
fly wheel	7KG
foldable	YES
handlebar quick control	Yes/infrared
meter	7" LCD
Programs	1Manual+7Programs
wireless HR belt	optional/5Khz
seat cushion	PU foaming(black)
handlebar	Ø31.8*2.0
Maximum user's weight	180 KG
assembled dimension	L2500*W540*H1100 mm
G.W/N.W	68KG/62.5KG



SH-R8100

Rowing machine

Technical parameters

Screen size	7"LCD screen
Pre-set program	16 resistance level; Integrated wireless pulse equipment
Resistance system	Electromagnet control system + wind resistance
Power	AC 220 ± 10%V; Mechanical input 6V, 2A
Pulse	Optional wireless pulse belt
Rope	High density ribbon
Transmission system	Belt
Cushion	Unibody Cushion
Pedal	Ribbon adjustment belt
Folding structure	Folable
Movement distance	1200mm
Maximum user's weight	180 KG
Assembled dimension	L2415*W545*H 840mm
G.W/N.W	53.5KG / 48KG



Treadmills X9/SH-5918



Ergonomics interface

New angle strengthens the visual experience from people at different heights, and helps user keep the right posture.



Handlebar design

PU foaming handlebar is comfortable and high-end; Handlebar length is more professional and safe.



Heart rate control system

Heart rate control function monitor the runner's heart rate and control running speed accordingly, which is much safer to user.

Recognized user interface

LED display screen:

- (1) Calorie Coach: calorie count
- (2) Integrated adjustable inside fan
- (3) Hand pulse sensor for constant heart rate monitor
- (4) Cool Down: The button to make you relax and comfortable



Comfortable, safe and durable running deck

Wider and longer running surface is more durable than before. To ensure its long-term relax running experience
Anti-static, anti-abrasive, anti-slip, thicker running belt
High strength and density, anti-abrasive running composite deck
Premium cushioning silica gel pad, multiple shock absorption design



High horse power motor (F level)

F level high horse power motor offers continuous power. Compared to competitors who supply equipment with the same performance, it saves energy and reduces carbon emission.



6 exercise programs for choice

Hill, hillside, interval, fat loss, heart and lung, random mode, and 3 countdown modes (time, distance, calorie), plus relax and downhill function



Frequency Inverter

We use "Rhymebus" inverter from Taiwan, which is specialized in supplying AC Inverter, Auxiliary Control Equipment, and Project Design of Automation Control System Integration. It starts from year 1987, now become the most professional company in this industry.

SH-T5918/SH-T5921

Commercial use treadmill

Technical parameters

Continuous horse-power	AC 3.0HP
Peak horse-power	AC 6.0HP
Speed	0.8-20KM/H
Incline	-3%-15%
Screen	LED display (SH-5918) 15.6" TFT touch screen(SH-5921)
Display content	Time, Distance, Calorie, Pulse, Speed, Incline
Heart rate	Hand pulse rate
Maximum user's weight	180kg
Walking area	580*1570mm
Dimension	L2190*W960*H1580mm
N.W./ G.W.	198kg / 266kg



SH-T5517S

Semi commercial use treadmill

Technical parameters

Continuous horse-power	AC 2.5HP
Peak horse-power	AC 5.0HP
Speed	1.5-18KM/H
Incline	0-15%
Screen	LED display
Display content	Time, Distance, Calorie, Pulse, Speed, Incline
Heart rate	Hand pulse rate
Maximum user's weight	145kg
Walking area	520*1450mm
Dimension	L1960*W825*H1386mm
N.W./ G.W.	121kg / 153kg



SH-T8919

Commercial use treadmill

Technical parameters

Continuous horse-power	AC 3.0HP
Peak horse-power	AC 6.0HP
Speed	0.8-20KM/H
Incline	-3%-15%
Screen	LED Keyboard
Display content	Time, Distance, Calorie, Pulse, Speed, Incline
Heart rate	Bluetooth+wireless heart rate
Maximum user's weight	180kg
Walking area	580*1570mm
Dimension	L2190*W970*H1600mm
N.W./ G.W.	198kg / 266kg



SH-T6500A

Semi commercial use treadmill

Technical parameters

Continuous horse-power	AC 2.0HP
Peak horse-power	AC 4.0HP
Speed	0.5-18KM/H
Incline	0-15%
Screen	LED display
Display content	Time, Distance, Calorie, Pulse, Speed, Incline
Heart rate	Bluetooth+wireless heart rate
Maximum user's weight	145kg
Walking area	520*1450mm
Dimension	L1960*W850*H1520mm
N.W./ G.W.	130kg / 153kg





NEW X5

LUXURIOUS TREADMILL

Each step to win!



Console 15.6" LED Console



15.6" TOUCH Console



21.5" TOUCH Console



++DOUBLE++
Entire platform shock absorption system



DURABLE
Durable Test



HEART RATE
3 Heart Rate Test Methods



Z FRAME
Z Shape Frame

SH-T8700

Semi commercial use treadmill

Technical parameters

Continuous horse-power	AC 2.5HP (2.0HP optional)
Peak horse-power	AC 5.0HP
Speed	1-20KM/H
Incline	0%-15%
Screen	White LED display
Display content	Time, Distance, Calorie, Pulse, Speed, Incline
Heart rate	Hand pulse rate
Maximum user's weight	130kg
Walking area	520*1450mm
Dimension	L2030*W910*H1530mm
N.W./ G.W.	141kg / 173kg



SH-T5906

Commercial use treadmill

Technical parameters

Continuous horse-power	AC 3.0HP (2.5HP optional)
Peak horse-power	AC 6.0HP
Speed	1.5-20Km/H
Incline	0%-15%
Screen	Red LED display
Display content	Time, Distance, Calorie, Pulse, Speed, Incline
Heart rate	Hand pulse rate
Maximum user's weight	180kg
Walking area	570*1570mm
Dimension	L2180*W900*H1580mm
N.W./ G.W.	196kg / 250kg



SH-T5170A

Home use treadmill

Technical parameters

Continuous horse-power	AC: 2.0HP
Peak horse-power	AC: 4.0HP
Speed	AC: 1.5-18KM/H
Incline	0% - 12%
Display content	Red LED display, Show Time, Distance, Pulse, Speed, Incline, Calorie. With Mp3. and Speaker, Ipad holder
Heart rate	Hand pulse rate
Maximum user's weight	126KG
Dimension	L1925 x W905 x H1450(mm)
Packing dimension	L2020 x W1005 x H415(mm)
Walking area	520 x 1350mm
N.W./ G.W.	97kg / 118kg



SH-T5500 / T5500A

Home use treadmill

Technical parameters

Continuous horse-power	DC 1.25 HP / AC 1.5HP
Peak horse-power	DC 2.5 HP / AC 3.0HP
Speed	0.5-16KM/H / 1.0-18KM/H
Incline	0% - 12%
Display content	Speed, Incline, Time, Distance, Calories, heart rate, Steps
Heart rate	Hand pulse rate
Maximum user's weight	126KG
Dimension	L1726 x W863 x H1437(mm)
Packing dimension	L1830 x W937 x H315(mm)
Walking area	480 x 1350mm
N.W. / G.W.	85kg / 97kg



SH-T3300

Home use treadmill

Technical parameters

Continuous horse-power	1 HP
Peak horse-power	2 HP
Speed	0.5-12KM/H
Incline	No
Display content	Speed, Time, Distance, Calories, heart rate, Steps
Heart rate	Hand pulse rate
Maximum user' s weight	110KG
Dimension	L1580 x W764 x H1356(mm)
Packing dimension	L1624 x W787 x H275(mm)
Walking area	420 x 1250mm
N.W./ G.W.	62kg / 70kg



SH-T3900/T3900A

Home use treadmill

Technical parameters

Continuous horse-power	DC 1.25 HP / AC 1.5HP
Peak horse-power	DC 2.5 HP / AC3.0HP
Speed	0.8-16KM/H / 1.0-18KM/H
Incline	0%-12%
Display content	Speed, Incline, Time, Distance, Calories, heart rate, Steps
Heart rate	Hand pulse rate
Maximum user' s weight	120KG
Dimension	L1725 x W842 x H1332(mm)
Packing dimension	L1800 x W920 x H355(mm)
Walking area	480 x 1300mm
N.W./ G.W.	78Kg / 91kg



SH-T5100 / T5100A

Home use treadmill

Technical parameters

Continuous horse-power	DC 1.25 HP / AC 1.5HP
Peak horse-power	DC 2.5 HP / AC3.0HP
Speed	0.5-16KM/H / 1.0-18KM/H
Incline	0%-12%
Display content	Speed, Incline, Time, Distance, Calories, heart rate, Steps
Heart rate	Hand pulse rate
Maximum user' s weight	126KG
Dimension	L1712 x W864 x H1317(mm)
Packing dimension	L1785 x W895 x H420(mm)
Walking area	500 x 1350mm
N.W./ G.W.	86kg / 97kg



SH-T9119A | DESIGN FOR HUAWEI

Home use treadmill

Technical parameters

Continuous horse-power	1.25 HP
Peak horse-power	2.5 HP
Speed	1-16KM/H
Incline	0-15%
Display content	Big blue LCD display, shows Time, Distance, Pulse, Speed, Calorie, Incline
Heart rate	Hand pulse rate
Maximum user' s weight	120KG
Dimension	L1700 x W850 x H1400(mm)
Packing dimension	L1760 x W890 x H376(mm)
Walking area	480 x 1270mm
N.W./ G.W.	67kg / 77.2kg



SH-9119P

Home Use Treadmill

Technical parameters

Continuous horse-power	1.25 HP
Peak horse-power	2.5 HP
Speed	0.8-16KM/H
Incline	0-15%
Display content	Big blue LCD display, shows Time, Distance, Pulse, Speed, Calorie, Incline
Heart rate	Hand pulse rate
Maximum user' s weight	120KG
Dimension	L1700 x W850 x H1370(mm)
Packing dimension	L1760 x W900 x H370(mm)
Walking area	480 x 1270mm
N.W./ G.W.	65kg / 75kg



SH-T5600

Walking Rehabilitation Treadmill

Technical parameters

Continuous horse-power	1.25 HP
Peak horse-power	2.5 HP
Speed	0.5-6KM/H
Incline	No
Maximum user' s weight	120KG
Dimension	L1590 x W1240 x H775(mm)
Packing dimension	L1690 x W770 x H239(mm)
Walking area	480 x 1200mm
N.W./ G.W.	53kg / 62kg



SH-T399P

Home Use Treadmill

Technical parameters

Continuous horse-power	1.25 HP
Peak horse-power	2.5 HP
Speed	0.5-16KM/H
Incline	0-12%
Display content	Speed, Time, Distance, Calories, Heart rate, Step counts
iPad holder	Yes
Maximum user' s weight	126KG
Dimension	L1715 x W850 x H1445(mm)
Packing dimension	L1800 x W930 x H335(mm)
Walking area	480 x 1350mm
N.W./ G.W.	88kg / 101kg



BC-T2100

Motorized walking machine

Technical parameters

Name	Walking Machine
Item No.	BC-T2100
Power Supply	AC 200-240V/50Hz
Product size	1530*630*143mm
Running belt	420*1250mm
Power rating	1.0HP brushless motor
Speed range	0.8-6km/h



SH-B6500R

Reclining exercise bike

Technical parameters

Resistance system	Electromagnet resistance
Resistance level	24
Electronic meter	7" LCD
Display	TIME,SPEED, CALORIE,DISTANCE, PULSE ,Temperature
Pulse	Hand pulse sensor
Wheel weight	10.8KGS
USB interface	Charging device
Net weight	63kgs
Gross weight	74kgs
Dimension	1600*660*1340mm
Packing dimension	1605*380*755mm
Maximum user's weight	150KG



SH-B6500U

Upright exercise bike

Technical parameters

Resistance system	Electromagnet resistance
Resistance level	24
Electronic meter	7" LCD
Display	TIME,SPEED, CALORIE,DISTANCE, PULSE ,Temperature
Pulse	Hand pulse sensor
Wheel weight	7KGS
USB interface	Charging device
Net weight	50kgs
Gross weight	59kgs
Dimension	1130*626*1475mm
Packing dimension	1090*420*590mm
Maximum user's weight	150KG



SH-B6500E

Elliptical

Technical parameters

Resistance system	Electromagnet resistance
Resistance level	24
Electronic meter	7" LCD
Display	TIME,SPEED, CALORIE,DISTANCE, PULSE ,Temperature
Pulse	Hand pulse sensor
Wheel weight	12' 10 KGS
USB interface	Charging device
N.W. / G.W.	93kgs / 113kgs
Incline	3%-15% (Manual)
Dimension	1721*725*1638mm
Packing dimension	1800*550*850mm
Maximum user's weight	150KG



SH-B5101E

Home use elliptical

Technical parameters

Touch Panel+LCD Screen:	5.5 inch (126*56mm)
Display:	Time / Speed / Speed / Heartbeat / Calorie / Distance / Watt
Flywheel:	7kg Weight Allow 100kg
Magnetron Resistance system:	Electromagnetic control s ystem Resistance
Grade:	24 segments
Stride:	16 inch/405mm
Track:	Double track, wear-resistant PE
Chain cover material:	HIPS
Ipad Holder:	Yes
USB:	Yes Max
N/W G/W	72 kgs /84 kgs
Demesion:	1625 x 650 x 1650mm





SH-B8860S

Commercial Spinning Bike

Technical parameters

Handle bar	Φ25mm dipping handlebar
Flywheel weight	20kgs cast iron flywheel
Drive system	Chain drive
Brake system	Aluminum alloy brake pads
Pedals	JD-304 aluminum bearing M20*1.5
Cusion	PU modeling ,adjustable
Maximum user's weight	150kgs
Demension	1210*540*1200mm
N.W./G.W.	55KG / 61KG



SH-B5961S

Home use spin bike

Technical parameters

Flywheel weight:	15kg, cast iron solid nickel plated
Brake system:	Infinite resistance adjustment
Monitor Display:	time, speed, distance, calories, Heart rate
Max user weight:	125KG
Transmission system:	two-way belt transmission
Crank style:	3-stage crank
N/W. G/W:	41.5KG / 47.5KG
Measurement:	1230x600x1125mm



SH-B599

Home use spin bike

Technical parameters

Flywheel weight:	13kg, cast iron solid nickel plated
Resistance system:	Manual magnetic control
Brake system:	Press type emergency brake
Max user weight:	125KG
Transmission system:	Ultra-quiet belt drive
Crank style:	3-stage crank
Pedal:	Aluminum alloy
Ipad holder:	Yes
N/W. G/W:	41KG / 45.8KG
Measurement:	1166x537x1214mm





68 Series

- 68 series is Shuhua' s latest strength equipment. Our teams spend much time in developing and designing 68 series.
- Premium quality material and skilled technology, pleasure experience, new design and comfortable feeling, all those vantages make exercise simply, easy and effective.
- The 68 series strength equipment has 40 types, professionally and compressively, including plated-loaded, plate-hanged and free weight. User builds muscles according to their needs.

68 SERIES Power Equipment

68 series is Shuhua's latest strength equipment. Our teams spend much time in developing and designing 68 series.

Premium quality material and skilled technology, pleasure experience, new design and comfortable feeling, all those vantages make exercise simply, easy and effective.

The 68 series strength equipment has 40 types, professionally and compressively, including plated-loaded, plate-hanged and free weight. User builds muscles according to their needs.



Path of motion

Lots of exercise patterns are monitored. And we analyze it precisely and particularly, getting the best movement tracks of equipment. 68 series accord with natural movement of body muscle groups. Maximumly, it protects joints when user is building muscle.



Load distribution

Optimal load distribution of equipment is acquired by testing users at different figures and researching follow-up analysis. So load is distributed according to movement tracks, which is convenient to users.




Adjustable installation

Few steps need to be set before exercise; all adjustments are reachable in training position. In addition, set adjustable installation in the same position possibly. Progressive adjustor makes exercise easy and control exercise intensity. Using rare metal material is durable, absorptive, anti-drop, safe and stable.



SH-relaxer

Shuhua R&D advances the concept, studying the single muscle and its status in compound exercise. We apply those researches to products, and simulate body's natural movement. During exercise, resistance force stays the same, making the smooth exercise experience.



Smooth traction

Weight plate is added, and parts of it reach 135KG. Under the circumstance, user still can use easily because of PA wire rope imported from Japan.



Biomechanics chair

Ergonomics chair and two-piece back design help user get the right posture during exercise. We adopt different density filler and offer soft or tough support where needed according to body shape. Wide and comfortable chair is for giant user, lower height of chair is for short stature user. Seat mat of Dual-rail and fixed design is stable, comfortable and durable.



Perfect handlebar

New handlebar design distributes loads balancelly, making exercise more effective and comfortable. Chromium plating surface is easy to grip tightly, avoiding sideslip.



V68T Series

Brand new intelligent V68T series with internet connection, creative movement track, shopping, reading, gaming and other intelligent functions display an all dimensional intelligent experience.

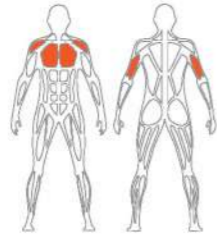
Strength Equipment



Chest press SH-5801

- Main frame
Material: Q235A, specification: gantry frame 150*50*t2.0, Sub-frame 120*50*t2.0
- Wire rope
Steel cable: PA material, Specification: Φ5.6
- Dimension(mm) 1471*1395*1820(L*W*H)
- Color
Black Silver & Flash silver black ash
- Seat mat
Adjustable, PU foam; Color: dark green
- Weight plates:
Maximum 90Kg; Minimum 5kg

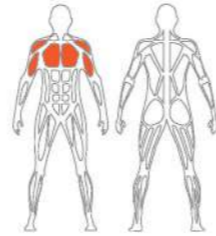
• Muscle trained:
pectoralis major,
anterior deltoid,
triceps



Butterfly SH-5802

- Main frame
Material: Q235A, specification: gantry frame 150*50*t2.0, Sub-frame 120*50*t2.0
- Wire rope
Steel cable: PA material, Specification: Φ5.6;
- Dimension(mm) 1352*1531*1544(L*W*H)
- Color
Black Silver & Flash silver black ash
- Seat mat
Adjustable, PU foam; Color: dark green
- Weight plates:
Maximum 90Kg; Minimum 5kg

• Muscle trained:
pectoralis major,
anterior deltoid,
biceps



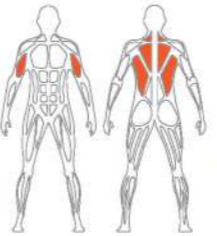
Strength Equipment



Seated Rowing SH-5803

- Main frame
Material: Q235A, specification: gantry frame 150*50*t2.0, Sub-frame 120*50*t2.0
- Wire rope
Steel cable: PA material, Specification: Φ5.6;
- Dimension (mm) 1586*1073*1544(L*W*H)
- Color
Black Silver & Flash silver black ash
- Seat mat
Adjustable, PU foam; Color: dark green
- Weight plates:
Maximum 90Kg; Minimum 5kg

• Muscle trained:
back muscle groups,
trapezius, biceps



Shoulder press SH-5804

- Main frame
Material: Q235A, specification: gantry frame 150*50*t2.0, Sub-frame 120*50*t2.0
- Wire rope
Steel cable: PA material, Specification: Φ5.6;
- Dimension(mm) 1631*1485*1534(L*W*H)
- Color
Black Silver & Flash silver black ash
- Seat mat
Adjustable, PU foam; Color: dark green
- Weight plates:
Maximum 90Kg; Minimum 5kg

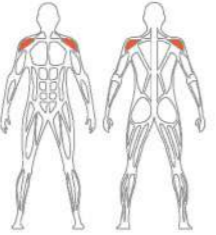
• Muscle trained:
deltoid, triceps



Lateral raise SH-5805

- Main frame
Material: Q235A, specification: gantry frame 150*50*t2.0, Sub-frame 120*50*t2.0
- Wire rope
Steel cable: PA material, Specification: Φ5.6;
- Dimension(mm) 1118*1290*1550(L*W*H)
- Color
Black Silver & Flash silver black ash
- Seat mat
Adjustable, PU foam; Color: dark green
- Weight plates:
Maximum 80Kg; Minimum 5kg

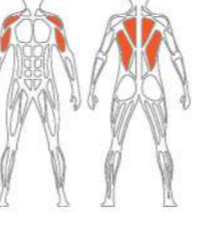
• Muscle trained:
deltoid, trapezius,



Pulldown SH-5806

- Main frame
Material: Q235A, specification: gantry frame 150*50*t2.0, Sub-frame 120*50*t2.0
- Wire rope
Steel cable: PA material, Specification: Φ5.6;
- Dimension(mm) 1408*1322*1881(L*W*H)
- Color
Black Silver & Flash silver black ash
- Seat mat
Adjustable, PU foam; Color: dark green
- Weight plates:
Maximum 90Kg; Minimum 5kg

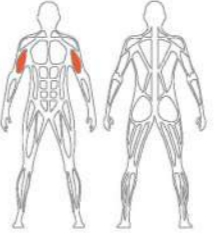
• Muscle trained:
Latissimus dorsi,
trapezius, biceps



Biceps curl SH-5807

- Main frame
Material: Q235A, specification: gantry frame 150*50*t2.0, Sub-frame 120*50*t2.0
- Wire rope
Steel cable: PA material, Specification: Φ5.6;
- Dimension(mm) 1457*1221*1543(L*W*H)
- Color
Black Silver & Flash silver black ash
- Seat mat
Adjustable, PU foam; Color: dark green
- Weight plates:
Maximum 60Kg; Minimum 5kg

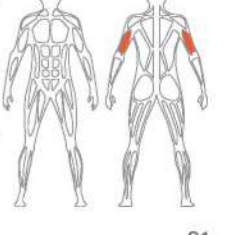
• Muscle trained:
biceps



Triceps Press SH-5808

- Main frame
Material: Q235A, specification: gantry frame 150*50*t2.0, Sub-frame 120*50*t2.0
- Wire rope
Steel cable: PA material, Specification: Φ5.6;
- Dimension(mm) 1180*1130*1540(L*W*H)
- Color
Black Silver & Flash silver black ash
- Seat mat
Adjustable, PU foam; Color: dark green
- Weight plates:
Maximum 90Kg; Minimum 5kg

• Muscle trained:
triceps

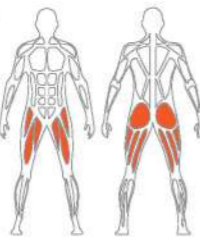


Strength Equipment



Seated leg press SH-6809

- Main frame
Material: Q235A, specification: gantry frame 150*50*t2.0, Sub-frame 120*50*t2.0
- Wire rope
Steel cable: PA material, Specification: Φ5.6;
- Dimension(mm) 1768*1158*1545(L*W*H)



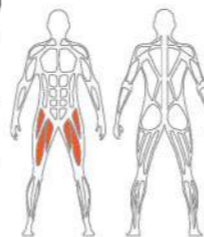
- Color
Black Silver & Flash silver black ash
- Seat mat
Adjustable, PU foam; Color: dark green
- Weight plates:
Maximum 90Kg; Minimum 5kg

- Muscle trained:
quadriceps, gluteus, gastrocnemius muscle



Leg extension SH-6810

- Main frame
Material: Q235A, specification: gantry frame 150*50*t2.0, Sub-frame 120*50*t2.0
- Wire rope
Steel cable: PA material, Specification: Φ5.6;
- Dimension(mm) 1205*1120*1545(L*W*H)



- Color
Black Silver & Flash silver black ash
- Seat mat
Adjustable, PU foam; Color: dark green
- Weight plates:
Maximum 100Kg; Minimum 5kg

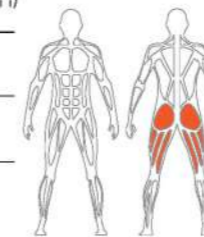
- Muscle trained:
quadriceps femoris

Strength Equipment



Prone Leg Curl SH-6812

- Main frame
Material: Q235A, specification: gantry frame 150*50*t2.0, Sub-frame 120*50*t2.0
- Wire rope
Steel cable: PA material, Specification: Φ5.6;
- Dimension(mm) 1540*1100*1550(L*W*H)



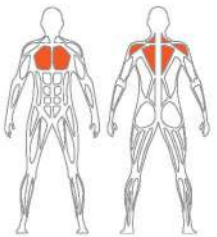
- Color
Black Silver & Flash silver black ash
- Seat mat
Adjustable, PU foam; Color: dark green
- Weight plates:
Maximum 100Kg; Minimum 5kg

- Muscle trained:
biceps femoris, gluteus



Pec Fly/Rear Deltoid SH-6813

- Main frame
Material: Q235A, specification: gantry frame 150*50*t2.0, Sub-frame 120*50*t2.0
- Wire rope
Steel cable: PA material, Specification: Φ5.6;
- Dimension(mm) 1136*825*2043(L*W*H)



- Color
Black Silver & Flash silver black ash
- Seat mat
Adjustable, PU foam; Color: dark green
- Weight plates:
Maximum 100Kg; Minimum 5kg

- Muscle trained:
Pectoralis, anterior deltoid



Glute machine SH-6815

- Main frame
Material: Q235A, specification: gantry frame 150*50*t2.0, Sub-frame 120*50*t2.0
- Wire rope
Steel cable: PA material, Specification: Φ5.6;
- Dimension (mm) 970*900*1540(L*W*H)



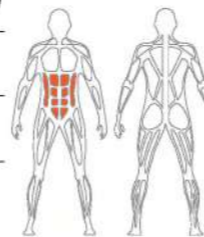
- Color
Black Silver & Flash silver black ash
- Chest mat
PU foam; Color: dark green
- Weight plates:
Maximum 60Kg; Minimum 5kg

- Muscle trained:
gluteus



Abdominal SH-6816

- Main frame
Material: Q235A, specification: gantry frame 150*50*t2.0, Sub-frame 100*50*t2.0
- Wire rope
Steel cable: PA material, Specification: Φ5.6;
- Dimension(mm) 1579*1023*1688(L*W*H)



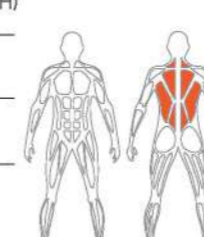
- Color
Black Silver & Flash silver black ash
- Seat mat
EVA + plywood; Color: dark green
- Weight plates:
Maximum 100Kg; Minimum 5kg

- Muscle trained:
abdominal muscles



Back Extension SH-6817

- Main frame
Material: Q235A, specification: gantry frame 150*50*t2.0, Sub-frame 120*50*t2.0
- Wire rope
Steel cable: PA material, Specification: Φ5.6;
- Dimension(mm) 1332*1023*1534(L*W*H)



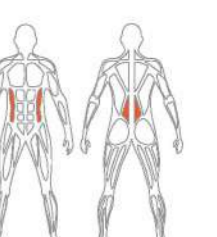
- Color
Black Silver & Flash silver black ash
- Seat mat
PU foam; Color: dark green
- Weight plates:
Maximum 90Kg; Minimum 5kg

- Muscle trained:
Back muscle groups



Torso rotation SH-6818

- Main frame
Material: Q235A, specification: gantry frame 150*50*t2.0, Sub-frame 120*50*t2.0
- Wire rope
Steel cable: PA material, Specification: Φ5.6;
- Dimension(mm) 1530*1340*1540(L*W*H)



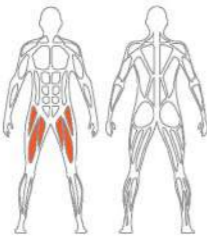
- Color
Black Silver & Flash silver black ash
- Seat mat
PU foam; Color: dark green
- Weight plates:
Maximum 80Kg; Minimum 5kg

- Muscle trained:
waist and abdominal muscle groups



Abductor/Adductor SH-6819

- Main frame
Material: Q235A, specification: gantry frame 150*50*t2.0, Sub-frame 120*50*t2.0
- Wire rope
Steel cable: PA material, Specification: Φ5.6;
Dimension(mm) 1200*1340*1540(L*W*H)
- Color
Black Silver & Flash silver black ash
- Seat mat
PU foam; Color: dark green
- Weight plates:
Maximum 90Kg; Minimum 5kg



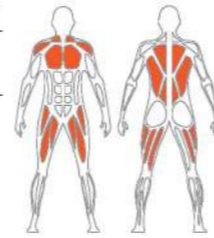
SH-G6819L



SH-G6819T

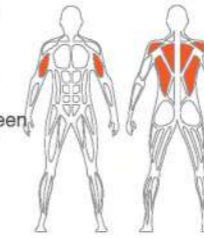
Functional trainer SH-6820

- Main frame
Material: Q235A, specification: Sub-frame 120*50*t2.0
- Wire rope
Steel cable: PA material, Specification: Φ5.6;
Dimension(mm) 1660*1026*2240(L*W*H)
- Color
Black Silver & Flash silver black ash
- Weight plates:
Maximum 100Kg; Minimum 5kg



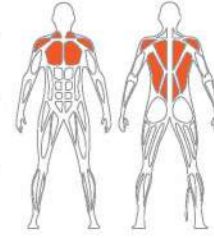
Low tension trainer SH-6868

- Main frame
Material: Q235A, specification: gantry frame 150*50*t2.0, Sub-frame 120*50*t2.0
- Wire rope
Steel cable: PA material, Specification: Φ5.6;
Dimension (mm) 1820*990*1770(L*W*H)
- Color
Black Silver & Flash silver black ash
- Seat mat
PU foam + synthetic leather; Color: dark green
- Weight plates:
Maximum 120Kg; Minimum 5kg



High pull & low rowing trainer SH-6891

- Main frame
Material: Q235A, specification: gantry frame 150*50*t2.0, Sub-frame 120*50*t2.0
- Wire rope
Steel cable: PA material, Specification: Φ5.6;
Dimension(mm) 1521*823*2247(L*W*H)
- Color
Black Silver & Flash silver black ash
- Seat mat
Adjustable, PU foam; Color: dark green
- Weight plates:
Maximum 110Kg; Minimum 5kg



Assist dip chin SH-6851

- Main frame
Material: Q235A, specification: Sub-frame frame 150*50*t2.0,
- Wire rope
Steel cable: PA material, Specification: Φ5.6;
Dimension (mm) 975*1425*2230(L*W*H)
- Color
Black Silver & Flash silver black ash
- Seat mat
EVA + plywood; Color: dark green
- Weight plates:
Maximum 135Kg; Minimum 5kg



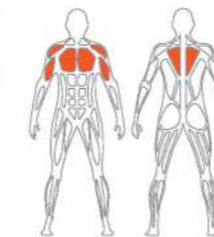
SH-G6851L



SH-G6851T

Adjustable cable cross over SH-6852

- Main frame
Material: Q235A, specification: mainframe 120*50*t2.0
- Wire rope
Steel cable: PA material, Specification: Φ5.6;
Dimension (mm) 3775*925*2290(L*W*H)
- Color
Black Silver
- Weight plates:
Maximum 90Kg; Minimum 5kg

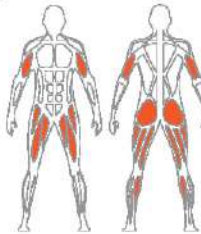




Smith machine SH-6853

- Main frame
Material: Q235A, specification: 120*50* t2.0,
Pillar tube \varnothing 114 *t2.5
- Wire rope
Steel cable: PA material, Specification: \varnothing 5.6;
- Dimension(mm) 2185*1485*2485(L*W*H)

• Muscle trained:
quadriceps femoris,
biceps femoris,
triceps



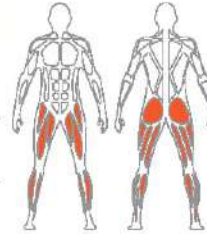
- Color
Black Silver



Squat rack SH-6854

- Main frame
Material: Q235A, specification: 120*40*t2.0
Dimension(mm) 1740*1677*1894(L*W*H)

• Muscle trained:
leg muscle



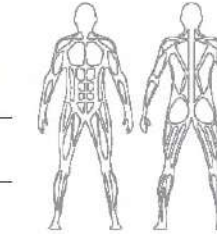
- Color
Black Silver



Adjustable dumbbell bench SH-6855

- Main frame
Material: Q235A, specification: 120*40*t2.0
Dimension(mm) 1726*604*518(L*W*H)

• Muscle trained:



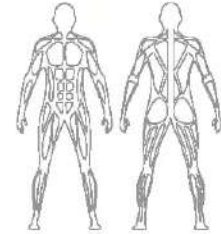
- Color
Black Silver



Olympic weight tree SH-6856

- Main frame
Material: Q235A, specification: 120*40*t2.0,
Strengthened tube 120*40*t2.0,
• Dimension (mm) 806*707*937(L*W*H)

• Muscle trained:



- Color
Black Silver

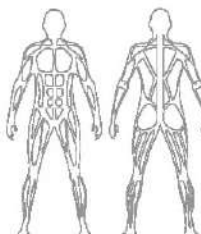
- Maximum weight 150KG



Adjustable bench SH-6857

- Main frame
Material: Q235A, specification: 80*40* t2.0
- Dimension (mm) 1362*620*440(L*W*H)

• Muscle trained:



- Color
Black Silver

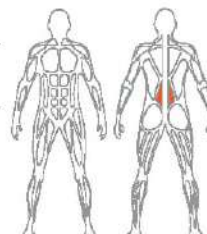
- Seat mat
Plywood + EVA + Synthetic leather
Color: dark green



Back extension SH-6858

- Material: Q235A, specification: main frame
100*40* t2.0 Sliding tube 70*30* t2.0
- Dimension (mm) 1115*803*798(L*W*H)

• Muscle trained:
erector spinae



- Color
Black Silver

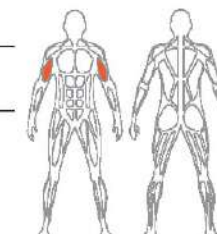
- Seat mat
Plywood + EVA + Synthetic leather
Color: dark green



Arm curl Bench SH-6859

- Main frame
Material: Q235A, specification: main frame
120*40* t2.0 Sliding tube 80*40* t2.0.
- Dimension (mm) 1005*788*1189 (L*W*H)

• Muscle trained:
Biceps



- Color
Black Silver

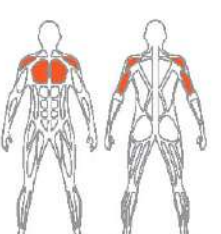
- Seat mat
Plywood + EVA + Synthetic leather
Color: dark green



Olympic Flat Bench SH-6871

- Main frame
Material: Q235A, specification: lying mat
frame 120*40*t2.0 Side frames 120*40*t2.0
- Dimension(mm) 1590*1580*1180(L*W*H)

• Muscle trained:
pectoralis major,
deltoid, triceps



- Color
Black Silver

- Seat mat
Plywood + EVA + Synthetic leather
Color: dark green



Olympic decline bench

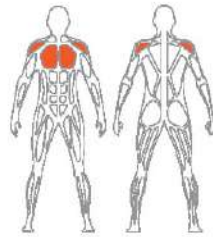
SH-6872

- Main frame
Material: Q235A, specification: 120*40*t2.0
- Lying mat and head mat
Material: Plywood + cycle cotton+ synthetic leather; Color: dark green
- Dimension(mm) 1838*1590*1185(L*W*H)

• Muscle trained:
Pectoralis major

- Color
Black Silver

- Feet foams
Synthetic leather + PU foam+;
Color: dark green



Olympic incline bench

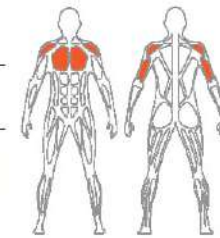
SH-6873

- Main frame
Material: Q235A, specification: front frame 120*40*t2.0 back frame 120*40*t2.0
- Dimension(mm) 1470*1580*1375(L*W*H)

• Muscle trained:
pectoralis major,
deltoid, triceps

- Color
Black Silver

- Seat mat
Plywood + EVA + Synthetic leather;
Color: dark green



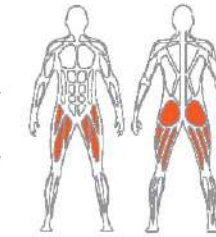
Linear Leg Press

SH-6874

- Main frame
Material:Q235A, specification:50*150* t2.0,
- Dimension(mm) 2050*1000*1469(L*W*H)

• Muscle trained:
leg muscles

- Color
Black Silver



Utility bench

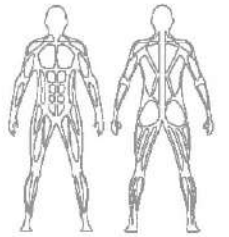
SH-6876

- Main frame
Material: Q235A, specification: back frame 120*40*t2.0
- Seat support frame 120*40*t2.0
- Dimension (mm) 870*500*787(L*W*H)

• Muscle trained:

- Color
Black Silver

- Seat mat
Plywood + EVA + Synthetic leather;
Color: dark green



Flat bench

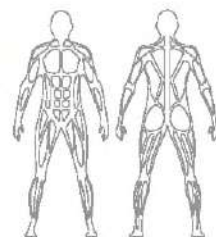
SH-6878

- Main frame
Material: Q235A, specification: 120*40* t2.0
Back ground tube 120*40* t2.0
- Dimension (mm) 1820*600*445(L*W*H)

• Muscle trained:
nothing

- Color
Black Silver

- Seat mat
Plywood + EVA + Synthetic leather;
Color: dark green



Adjustable abdominal bench

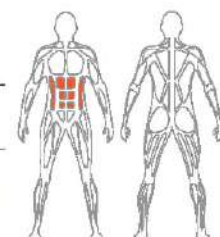
SH-6879

- Main frame
Material: Q235A, specification: main frame 120*40* t2.0 Ground tube 120*40* t2.0
- Dimension (mm) 1820*700*990(L*W*H)

• Muscle trained:
rectus abdominis,
external oblique
abdominals

- Color
Black Silver

- Seat mat
Plywood + EVA + Synthetic leather;
Color: dark green



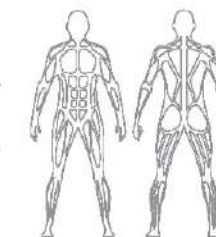
Barbell rack

SH-6883

- Main frame
Material: Q235A, specification: 120*40* t2.0, Connection rod 40*80* t2.0,
- Dimension (mm) 905*863*1388(L*W*H)

• Muscle trained:

- Color
Black Silver



Two tier DB rack

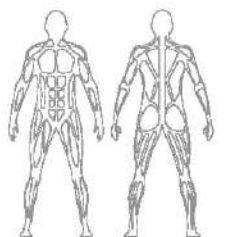
SH-6884

- Main frame
Material: Q235A, specification: 120*40*t2.0,
Strengthened tube 120*40* t2.0,
- Dimension (mm) 2365*680*885(L*W*H)

• Muscle trained:

- Color
Black Silver

- Seat mat
Plywood + EVA + Synthetic leather;
Color: dark green

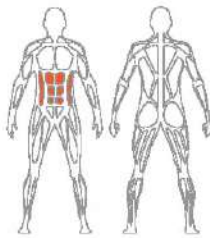




Leg raise SH-6886

- Main frame
Material: Q235A, specification: main frame 120*40* t2.0
- Dimension (mm) 1230*880*1650(L*W*H)
- Muscle trained:
rectus abdominis,
external oblique
abdominals

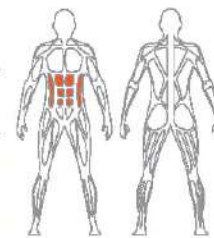
- Color
Black Silver
- BOSU ball
PVC+ ABS specification: Φ580*280



Ab Crunch SH-6887

- Main frame
Material: Q235A, specification: main frame 120*40* t2.0
- Dimension (mm) 1980*950*1100(L*W*H)
- Muscle trained:
rectus abdominis,
external oblique
abdominals

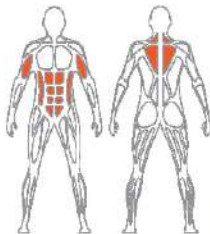
- Color
Black Silver
- Seat and back mat
PU foam
Color: dark green



Chin dip leg raise station SH-6888

- Main frame
Material: Q235A, specification: 120*40* t2.0
- Dimension(mm) 1310*1170*2165(L*W*H)
- Muscle trained:
latissimus doris,
teres major,
biceps, trapezius,
rhomboides, abdominals

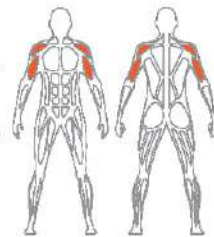
- Color
Black Silver
- Back mat, elbow mat
PU foam;
Color: dark green



Olympic military bench SH-6889

- Main frame
Material: Q235A, specification: main frame 120*40* t2.0
- Dimension(mm) 1610*1250*1700(L*W*H)
- Muscle trained:
biceps, deltoid,
triceps

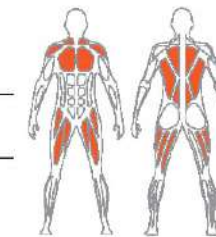
- Color
Black Silver
- Seat mat
Plywood + EVA + Synthetic leather;
Color: dark green



Stretcher SH-6890

- Main frame
Material: Q235A, specification: main frame 120*40* t2.0
- Dimension(mm) 1392*684*1174(L*W*H)
- Muscle trained:
muscle groups
(shoulder, chest,
back, leg)

- Color
Black Silver
- Seat mat
Plywood + EVA + Synthetic leather;
Color: dark green



88 SERIES

CLASSIC, INNOVATIVE AND BEYOND

Selling Features



Ergonomic design, smooth movement trace, accurate angle and the target muscle group is precisely stimulated



First-class production technology: laser cutting, robot welding, high-quality spraying



Laser engraving technology, luxury drawing texture



5kgs/pc weight stack adjustment, suitable for beginners to professional athletes



Adjustable handle to meet the needs of different users



Most tube thickness is 2mm, and the supporting tube can reach 5mm



Semi-automatic adjustment seat with hydraulic design for easy and precise adjustment



The cushion: PU foam with memory resilience.
Outer layer: Carbon fiber leather.
The periphery: ergonomic beveled edge



Strength Equipment



Chest Press | **SH-G8801**

Dimension(mm):	L1405*W1280*H1350
Color	Black Titanium Gold & Brushed Silver
Main frame	150*50*t3.0
Seat Cushion	Adjustable; Material: PU foam; Color: Carbon fiber Grain
Weight Stack	120kg(5kg/pc)
LED Display	Time , Count, Weight
Muscle trained	Pectoralis major, deltoid, triceps



Shoulder press | **SH-G8802**

Dimension(mm):	L1605*W1450*H1350
Color	Black Titanium Gold & Brushed Silver
Main frame	150*50*t3.0
Seat Cushion	Adjustable; Material: PU foam; Color: Carbon fiber Grain
Weight Stack	100kg(5kg/pc)
LED Display	Time , Count, Weight
Muscle trained	Deltoid, triceps

Strength Equipment



Lat Pulldown | **SH-G8803**

Dimension(mm):	L1510*W1270*H1920
Color	Black Titanium Gold & Brushed Silver
Main frame	150*50*t3.0
Seat Cushion	Adjustable; Material: PU foam; Color: Carbon fiber Grain
Weight Stack	110kg(5kg/pc)
LED Display	Time , Count, Weight
Muscle trained	Latissimus dorsi, biceps, deltoid



Row/Rear Deltoid | **SH-G8804**

Dimension(mm):	L1385*W1285*H1350
Color	Black Titanium Gold & Brushed Silver
Main frame	150*50*t3.0
Seat Cushion	Adjustable; Material: PU foam; Color: Carbon fiber Grain
Weight Stack	120kg(5kg/pc)
LED Display	Time , Count, Weight
Muscle trained	Latissimus dorsi and trapezius



Seated leg press | **SH-G8805**

Dimension(mm):	L1768*W1158*H1545
Color	Black Titanium Gold & Brushed Silver
Main frame	150*50*t3.0
Seat Cushion	Adjustable; Material: PU foam; Color: Carbon fiber Grain
Weight Stack	150kg(5kg/pc)
LED Display	Time , Count, Weight
Muscle trained	Quadriceps, calf muscle



Leg extension | **SH-G8806**

Dimension(mm):	L1220*W1200*H1350
Color	Black Titanium Gold & Brushed Silver
Main frame	150*50*t3.0
Seat Cushion	Adjustable; Material: PU foam; Color: Carbon fiber Grain
Weight Stack	100kg(5kg/pc)
LED Display	Time , Count, Weight
Muscle trained	Quadriceps and calf muscles



Prone Leg Curl | **SH-G8807**

Dimension(mm):	L1535*W1140*H1350
Color	Black Titanium Gold & Brushed Silver
Main frame	150*50*t3.0
Seat Cushion	Adjustable; Material: PU foam; Color: Carbon fiber Grain
Weight Stack	100kg(5kg/pc)
LED Display	Time , Count, Weight
Muscle trained	Biceps femoris



Abductor/Adductor | **SH-G8808**

Dimension(mm):	L1400*W1330*H1350
Color	Black Titanium Gold & Brushed Silver
Main frame	150*50*t3.0
Seat Cushion	Adjustable; Material: PU foam; Color: Carbon fiber Grain
Weight Stack	100kg(5kg/pc)
LED Display	Time , Count, Weight
Muscle trained	Inner thigh, outer thigh



Hip Thrust **SH-G8809**

Dimension(mm):	L1643*W1035*H1350
Color	Black Titanium Gold & Brushed Silver
Main frame	150*50*t3.0
Seat Cushion	Adjustable; Material: PU foam; Color: Carbon fiber Grain
Weight Stack	120kg(5kg/pc)
LED Display	Time , Count, Weight
Muscle trained	Gluteal and abdominal muscle

Pec Fly/Rear Deltoid **SH-G8810**

Dimension(mm):	L1520*W950*H2050
Color	Black Titanium Gold & Brushed Silver
Main frame	150*50*t3.0
Seat Cushion	Adjustable; Material: PU foam; Color: Carbon fiber Grain
Weight Stack	110kg(5kg/pc)
LED Display	Time , Count, Weight
Muscle trained	The pectoralis major muscle, trapezius muscle




78 SERIES






... Selling Features ...


- 1**




Combination of weight selection and plate loaded, suitable for beginners to professional athletes.
- 2**




Ergonomic design, smooth movement trace, accurate angle and the target muscle group is precisely stimulated.
- 3**




First-class production technology: laser cutting, robot welding, high-quality spraying.
- 4**




Inspired from the Hornet, the X shape is the pursuit of fitness.
- 5**




Adjustable handle to meet the needs of different users.
- 6**



Rectangular tube: 125*75*t3.0/120*50*t3.0 and support tube can reach 5mm.
- 7**



Semi-automatic adjustment seat with hydraulic design for easy and precise adjustment.
- 8**



The cushion: PU foam with memory resilience.
Outer layer: Carbon fiber leather.
The periphery: ergonomic beveled edge.



Chest Press SH-67801

Dimension(mm):	L1690*W1825*H1740
Color	Black silver sand grain & Yellow
Main frame	125*75*t3.0/120*50*t3.0
Seat Cushion	Adjustable seat cushion, material: PU foam molding; color: dark green and other 7 options
Weight Stack	100kg(5kg/pc)
Muscle trained	Pectoralis major, deltoid anterior, triceps



Butterfly SH-67802

Dimension(mm):	L1800*W1950*H1480
Color	Black silver sand grain & Yellow
Main frame	125*75*t3.0/120*50*t3.0
Seat Cushion	Adjustable seat cushion, material: PU foam molding; color: dark green and other 7 options
Weight Stack	80kg(5kg/pc)
Muscle trained	Pectoralis major, biceps, deltoid



Lat Pulldown SH-67803

Dimension(mm):	L1525*W1420*H1980
Color	Black silver sand grain & Yellow
Main frame	125*75*t3.0/120*50*t3.0
Seat Cushion	Adjustable seat cushion, material: PU foam molding; color: dark green and other 7 options
Weight Stack	100kg(5kg/pc)
Muscle trained	Latissimus dorsi, trapezius, biceps



Seated Row Trainer SH-67804

Dimension(mm):	L1495*W1425*H1930
Color	Black silver sand grain & Yellow
Main frame	125*75*t3.0/120*50*t3.0
Seat Cushion	Adjustable seat cushion, material: PU foam molding; color: dark green and other 7 options
Weight Stack	100kg(5kg/pc)
Muscle trained	Biceps brachii, latissimus dorsi and inferior trapezius

Strength Equipment



Shoulder Press **SH-G7805**

Dimension(mm):	L1900*W1640*H1480
Color	Black silver sand grain & Yellow
Main frame	125*75*13.0/120*50*13.0
Seat Cushion	Adjustable seat cushion, material: PU foam molding; color: dark green and other 7 options
Weight Stack	80kg(5kg/pc)
Muscle trained	Deltoid, triceps



Seated lateral lift **SH-G7806**

Dimension(mm):	L1200*W1510*H1280
Color	Black silver sand grain & Yellow
Main frame	125*75*13.0/120*50*13.0
Seat Cushion	Adjustable seat cushion, material: PU foam molding; color: dark green and other 7 options
Weight Stack	80kg(5kg/pc)
Muscle trained	Deltoids

Strength Equipment



Prone Leg Curl **SH-G7809**

Dimension(mm):	L1675*W1295*H1480
Color	Black silver sand grain & Yellow
Main frame	125*75*13.0/120*50*13.0
Seat Cushion	Adjustable seat cushion, material: PU foam molding; color: dark green and other 7 options
Weight Stack	100kg(5kg/pc)
Muscle trained	Biceps femoris and calf muscles



Glute Machine **SH-G7810**

Dimension(mm):	L1675*W1295*H1480
Color	Black silver sand grain & Yellow
Main frame	125*75*13.0/120*50*13.0
Seat Cushion	Adjustable seat cushion, material: PU foam molding; color: dark green and other 7 options
Weight Stack	80kg(5kg/pc)
Muscle trained	Glute muscle



Leg Press **SH-G7807**

Dimension(mm):	L1870*W1610*H1480
Color	Black silver sand grain & Yellow
Main frame	125*75*13.0/120*50*13.0
Seat Cushion	Adjustable seat cushion, material: PU foam molding; color: dark green and other 7 options
Weight Stack	90kg(5kg/pc)
Muscle trained	Quadriceps, Gluteus maximus, Gastrocnemius, etc.



Leg Extension **SH-G7808**

Dimension(mm):	L1405*W1045*H1480
Color	Black silver sand grain & Yellow
Main frame	125*75*13.0/120*50*13.0
Seat Cushion	Adjustable seat cushion, material: PU foam molding; color: dark green and other 7 options
Weight Stack	100kg(5kg/pc)
Muscle trained	Quadriceps and calf muscles



COLOR CUSTOMIZATION

The color of tubing and leather of treadmills and strength equipment can be customized. Create personalized fitness products for you and your members.



Champagne Grey Silver



Champagne Gold



Diamond White



High-gloss Black



Black Silver Sand Pattern



Champagne Gold + Black



black + Germanium red



high-gloss matt + Germanium red



Orange



black + Germanium red



Red



Light Blue



Orange



Black Silver Sand Pattern



Diamond White



High-gloss Matt

Standard leather color



Dark Green



Black



Vermilion



yellowish brown

Standard tubing color



Black Silver Sand Pattern



Sparkling Silver Cool Grey Sand Pattern



High-gloss black



Champagne gold



Moxa Green



Germanium Red



Black Silver Sand Pattern



Royal Blue



Peach Red



Orange



Diamond White



Light Blue

- The actual color may be different from the color in the picture.
- Confirm that the customization requires additional payment, Or the order has reached a certain MOQ.
- For details, please consult Shuhua regional sales representative

69 Series

Shuhua 69 series, professional strength training equipment, designed by Shuhua R&D team and national champions of bodybuilding together with many years of effort and hardwork.

Fluently power experience, sense of design and comfort, selected material and precision production combined perfectly, which makes strength training more scientific and efficient.



SHENG HU MA
Champion of National Bodybuilding
and Fitness Championships



Upper push chest trainer SH-66901

Dimension(mm):	L1770*W1450*H1935
Color	Main frame: Black silver Swing arm: Orange
Main frame	Material: Q235A Specification: main frame: 120*50*T3.0
Seat Cushion	Adjustable; Material: PU foam; Color: Black bark grain
Muscle trained	Pectoralis major, anterior deltoid, triceps



Lower push chest trainer SH-66902

Dimension(mm):	L1850*W1550*H1815
Color	Main frame: Black silver Swing arm: Orange
Main frame	Material: Q235A Specification: main frame: 120*50*T3.0
Seat Cushion	Adjustable; Material: PU foam; Color: Black bark grain
Muscle trained	Pectoralis major, anterior deltoid, triceps



Shoulder press trainer SH-66905

Dimension(mm):	L1250*W1290*H1195
Color	Main frame: Black silver Swing arm: Orange
Main frame	Material: Q235A Specification: main frame: 120*50*T3.0
Seat Cushion	Adjustable; Material: PU foam; Color: Black bark grain
Muscle trained	deltoid, triceps



Biceps curl trainer SH-66906

Dimension(mm):	L1250*W1290*H1195
Color	Main frame: Black silver Swing arm: Orange
Main frame	Material: Q235A Specification: main frame: 120*50*T3.0
Seat Cushion	Adjustable; Material: PU foam; Color: Black bark grain
Muscle trained	Biceps



Pulldown trainer SH-66903

Dimension(mm):	L1560*W1530*H1880
Color	Main frame: Black silver Swing arm: Orange
Main frame	Material: Q235A Specification: main frame: 120*50*T3.0
Seat Cushion	Adjustable; Material: PU foam; Color: Black bark grain
Muscle trained	back muscle groups, biceps, posterior deltoid



Split type rowing trainer SH-66904

Dimension(mm):	L1770*W1450*H1935
Color	Main frame: Black silver Swing arm: Orange
Main frame	Material: Q235A Specification: main frame: 120*50*T3.0
Seat Cushion	Adjustable; Material: PU foam; Color: Black bark grain
Muscle trained	deltoid, Back muscle groups



Triceps press trainer SH-66907

Dimension(mm):	L1310*W1170*H1170
Color	Main frame: Black silver Swing arm: Orange
Main frame	Material: Q235A Specification: main frame: 120*50*T3.0
Seat Cushion	Adjustable; Material: PU foam; Color: Black bark grain
Muscle trained	deltoid, triceps



Leg extension trainer SH-66908

Dimension(mm):	L1480*W1415*H1075
Color	Main frame: Black silver Swing arm: Orange
Main frame	Material: Q235A Specification: main frame: 120*50*T3.0
Seat Cushion	Adjustable; Material: PU foam; Color: Black bark grain
Muscle trained	quadriceps



Split type leg curl trainer | **SH-G6909**

Dimension(mm):	L1250*W1290*H1195
Color	Main frame: Black silver Swing arm: Orange
Main frame	Material: Q235A Specification: main frame: 120*50*T3.0
Seat Cushion	Adjustable; Material: PU foam; Color: Black bark grain
Muscle trained	biceps femoris, gluteus.



Calf raise trainer | **SH-G6910**

Dimension(mm):	L1545*W550*H905
Color	Main frame: Black silver Swing arm: Orange
Main frame	Material: Q235A Specification: main frame: 120*50*T3.0
Seat Cushion	Adjustable; Material: PU foam; Color: Black bark grain
Muscle trained	calf muscle groups



Hack Squat | **SH-G6913**

Dimension(mm):	L1760*W1445*H1620
Color	Main frame: Black silver Swing arm: Orange
Main frame	Material: Q235A Specification: main frame: 120*50*T3.0
Seat Cushion	Adjustable; Material: PU foam; Color: Black bark grain
Muscle trained	Leg muscle groups, gtuteus muscle



Linear Hack Press | **SH-G6914**

Dimension(mm):	L1650*W1050*H1160
Color	Main frame: Black silver Swing arm: Orange
Main frame	Material: Q235A Specification: main frame: 120*50*T3.0
Seat Cushion	Adjustable; Material: PU foam; Color: Black bark grain
Muscle trained	Quadriceps, gluteus maximus, biceps femoris



Buttock trainer | **SH-G6911**

Dimension(mm):	L1430*W1565*H1210
Color	Main frame: Black silver Swing arm: Orange
Main frame	Material: Q235A Specification: main frame: 120*50*T3.0
Seat Cushion	Adjustable; Material: PU foam; Color: Black bark grain
Muscle trained	gluteus, biceps femoris



Stretcher | **SH-G6912**

Dimension(mm):	L1900*W650*H1050
Color	Main frame: Black silver Swing arm: Orange
Main frame	Material: Q235A Specification: main frame: 80*40*t2.0
Seat Cushion	Adjustable; Material: PU foam; Color: Black bark grain
Muscle trained	Muscle groups (shoulder,chest,back,leg)



Abdominal | **SH-G6915**

Dimension(mm):	L1260*W1150*H1688
Color	Main frame: Black silver Swing arm: Orange
Main frame	Material: Q235A Specification: main frame: 80*40*t2.0
Seat Cushion	Adjustable; Material: PU foam; Color: Black bark grain
Muscle trained	Abdominal Muscles

Note: 69 series not include weight plates, please purchase separately.



SHAO ZHONG ZHENG
Champion of National Bodybuilding
and Fitness Championships

SH-G8901

Hammer Strength

Technical Parameters

Length*Width*Height(mm)	1510*1465*2465
Weight	183KG
Main tube size	125*75*t4.0
Color	Black silver
Material	Q235A
Function	barbell plates rack, universal barbell & weight lifter rack, horizontal bar rack, band rack.



SH-G8902

Hammer Strength Power Rack

Technical Parameters

Length*Width*Height(mm)	2010*1770*2465
Weight	285KG
Main tube size	125*75*t4.0
Color	Black silver
Material	Q235A
Function	barbell plates rack, universal barbell sleeve, weight lifter rack, horizontal bar rack, elastic band rack.



SH-G8903

Hammer Strength Comprehensive Power Rack

Technical Parameters

Length*Width*Height(mm)	2755*1670*2465
Weight	475KG
Main tube size	125*75*t4.0
Color	Black silver
Material	Q235A
Function	barbell plates rack, universal barbell sleeve, weight lifter rack, horizontal bar rack, parallel bars rack, cable cross over



Архангельск (8182)63-90-72
 Астана (7172)727-132
 Астрахань (8512)99-46-04
 Барнаул (3852)73-04-60
 Белгород (4722)40-23-64
 Брянск (4832)59-03-52
 Владивосток (423)249-28-31
 Волгоград (844)278-03-48
 Вологда (8172)26-41-59
 Воронеж (473)204-51-73
 Екатеринбург (343)384-55-89
 Иваново (4932)77-34-06
 Ижевск (3412)26-03-58
 Иркутск (395)279-98-46
 Казань (843)206-01-48
 Калининград (4012)72-03-81
 Калуга (4842)92-23-67
 Кемерово (3842)65-04-62
 Киров (8332)68-02-04
 Краснодар (861)203-40-90
 Красноярск (391)204-63-61
 Курск (4712)77-13-04
 Липецк (4742)52-20-81
 Магнитогорск (3519)55-03-13
 Москва (495)268-04-70
 Мурманск (8152)59-64-93
 Набережные Челны (8552)20-53-41
 Нижний Новгород (831)429-08-12
 Новокузнецк (3843)20-46-81
 Новосибирск (383)227-86-73
 Омск (3812)21-46-40
 Орел (4862)44-53-42
 Оренбург (3532)37-68-04
 Пенза (8412)22-31-16
 Пермь (342)205-81-47
 Ростов-на-Дону (863)308-18-15
 Рязань (4912)46-61-64
 Самара (846)206-03-16
 Санкт-Петербург (812)309-46-40
 Саратов (845)249-38-78
 Севастополь (8692)22-31-93
 Симферополь (3652)67-13-56
 Смоленск (4812)29-41-54
 Сочи (862)225-72-31
 Ставрополь (8652)20-65-13
 Сургут (3462)77-98-35
 Тверь (4822)63-31-35
 Томск (3822)98-41-53
 Тула (4872)74-02-29
 Тюмень (3452)66-21-18
 Ульяновск (8422)24-23-59
 Уфа (347)229-48-12
 Хабаровск (4212)92-98-04
 Челябинск (351)202-03-61
 Череповец (8202)49-02-64
 Ярославль (4852)69-52-93

Киргизия (996)312-96-26-47 Казахстан (772)734-952-31 Таджикистан (992)427-82-92-69

<http://shua.nt-rt.ru> || sah@nt-rt.ru



SH-6501
MULTI-STATION
HOME GYM PERFECT

Strength Equipment

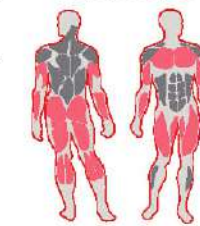


Single-station trainer (Top level)

SH-65501

- Main frame
- Material: Q235A, Specification: 100*50*12.0 oval tube
- Dimension (mm) 1620*1000*2100(L*W*H)
- Color
Silver; Shield: Black

- Muscle trained: pectoralis major, deltoid, biceps, triceps, satorius



Single-station trainer

SH-65201

- Main function: Chest Press, Seated Row, Pec fly, Lat pull down, Leg extension, ect
- Main tube: 100*50 circular tube
- Antistatic and antirust spraying
- Cable is imported from Japan: high flexibility, self-lubricating and wear-resistant coating, cold resistance, breaking tension 1400KG.
- Weight plates: 66kg (11 pcs)
- Dimension (mm) 1460*800*2080(L*W*H)

- Muscle train ed: pectoralis major, deltoid, biceps, triceps, satorius

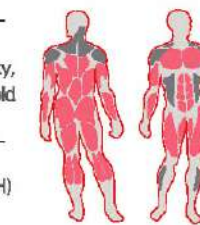


3-Stations trainer

SH-65203

- Main function: Chest press, Pec fly, Lat pull down, Huck Squatting, Parallel Bars,pull, Crouching, Chin Up, Drawing Up with Legs, Leg extension, etc.
- Main tube: 100*50 circular tube
- Antistatic and antirust spraying
- Steel cable is imported from Japan: high flexibility, self-lubricating and wear-resistant coating, cold resistance, breaking tension 1400KG.
- Weight plates: 66kg (11 pcs)
- Dimension (mm) 2311*1760*2082(L*W*H)

- Muscle trained: pectoralis major, deltoid, biceps, triceps, satorius



4-Stations trainer

SH-65205

- Main function: Chest Press, Pec fly, Squatting, Parallel Bars, Hanging Legs, Seat Rowing, Lat pull down, Leg Curl, ect
- Main tube: 100*50 circular tube
- Antistatic and antirust spraying
- Steel cable is imported from Japan: high flexibility, self-lubricating and wear-resistant coating, cold resistance, capacity 1400KG
- Two weigh group plates: 166KGS(66+90kg)
- Dimension (mm) 2550*2450*2080(L*W*H)

- Muscle trained: whole body

